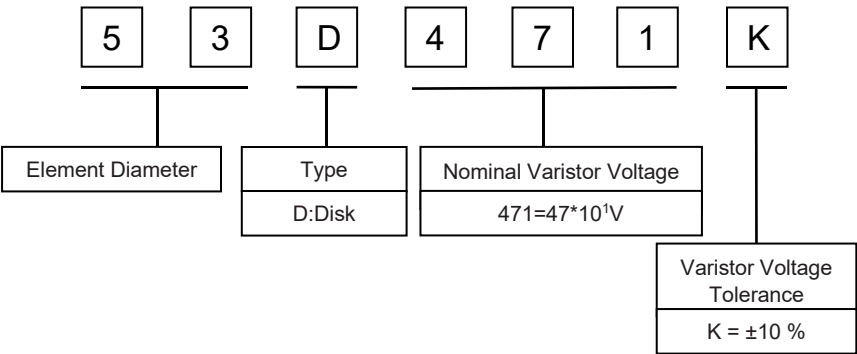


•

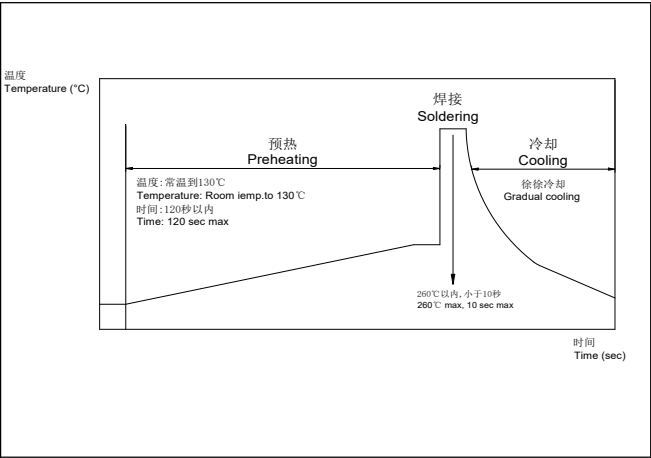
- ' Wide operating voltage (V_{1mA}) range from 200V to 1800V.
- ' Fast responding to transient over-voltage.
- ' Large absorbing transient energy capability.
- ' Low clamping ratio and no following-on current.

- ' Surge protection in consumer electronics
- ' Surge protection in industrial electronics
- ' Relay and electromagnetic valve surge absorption
- ' Transistor, diode, IC, thyristor or triac semiconductor protection
- ' Surge protection in electronic home appliances, gas and petroleum appliances

- ' Body: Nickel Plated
- ' Devices with No Leads: Nickel Plated
- ' Operating Temperature: -40°C to + 85°C
- ' Storage Temperature: -40 °C to +125°C
- ' Axial Devices: Tin Plated

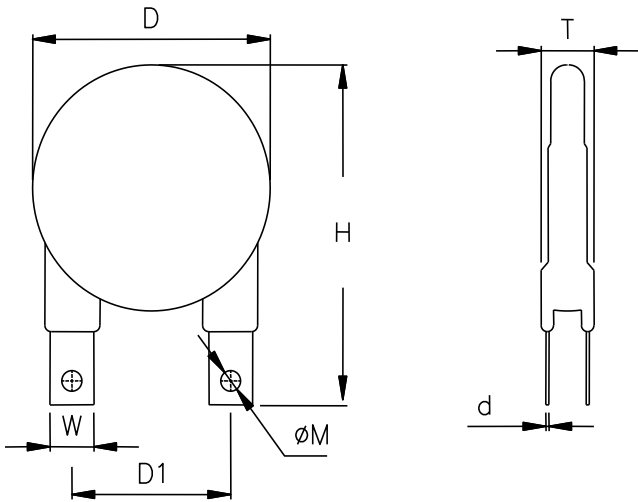


					()		()		
53D201K	185~225	130	170	330	500	340	70	30	1.6
53D221K	198~242	140	180	355	500	360	70	30	1.6
53D241K	216~264	150	200	380	500	395	70	30	1.6
53D271K	243~297	175	225	430	500	455	70	30	1.6
53D301K	270~330	190	245	455	500	500	70	30	1.6
53D331K	297~363	210	270	480	500	545	70	30	1.6
53D361K	324~396	230	300	510	500	595	70	30	1.6
53D391K	351~429	250	320	550	500	650	70	30	1.6
53D431K	387~473	275	350	635	500	710	70	30	1.6
53D471K	423~517	300	385	640	500	775	70	30	1.6
53D511K	459~561	320	415	640	500	845	70	30	1.6
53D561K	504~616	350	460	645	500	925	70	30	1.6
53D621K	558~682	385	505	655	500	1025	70	30	1.6
53D681K	612~748	420	560	710	500	1120	70	30	1.6
53D751K	675~825	460	615	790	500	1240	70	30	1.6
53D781K	702~858	485	640	820	500	1290	70	30	1.6
53D821K	738~902	510	670	860	500	1355	70	30	1.6
53D911K	819~1001	550	745	950	500	1500	70	30	1.6
53D102K	900~1100	625	825	990	500	1650	70	30	1.6
53D122K	1080~1320	750	980	1015	500	1980	70	30	1.6
53D152K	1350~1650	900	1220	1140	500	2475	70	30	1.6
53D182K	1620~1980	1000	1465	1370	500	2970	70	30	1.6



Item	Conditions
Peak Temperature	265°C
Dipping Time	10 seconds (max.)
Soldering	1 time



Item	Conditions
Temperature of Soldering Iron-tip	360°C (max.)
Soldering Time	3 seconds (max.)
Distance from Varistor	2mm (min.)




	78	3.071
	58	2.283
	25.0	0.984
	TABLE 2	
	9.5	0.374
	0.7	0.030
	4.0	0.157

201~271K	7.5	0.295	681~911K	11.2	0.441	142~182K	16	0.63
301~621K	9.5	0.374	102~122K	12.8	0.504			

Packaging Information


Size		260 X 208 X 55(mm)	285 X 225 X 200(mm)
Quantity	201~271K	1 Inner Box=50pcs	1 Carton=3 Inner Boxes=150pcs
	301~182K	1 Inner Box=30pcs	1 Carton=3 Inner Boxes=90pcs
Photos			

()



The products are arranged in groups of two neatly in the foam.

()



The products are arranged neatly inside the foam.

安全注意事项

使用压敏电阻器时，压敏电阻器周围条件（设备设计中的材料、环境、电源条件、电路条件等）发生异常时，则可能引发火灾、触电、烧伤、以及产品故障。In case that a varistor is used, if an abnormality takes place because of peripheral conditions of the varistor(material, environments,power source conditions, circuit conditions, etc. In equipment design), fire, electric shock, burn, or product failure may be occur.

下列内容为使用时的相关注意事项，请认真确认后再行使用。如对未及事项有疑议，请速与我公司担当部门联系。The precautions for this product are described below; understand the content thoroughly before usage. For more questions,contact us.

1 严格遵守事项

Precautions to be strictly observed

1.1 额定性能确认

Confirmation of performance ratings

请遵守压敏电阻器的最大连续工作电压，耐冲击电流、最大能量耐量、浪涌寿命、额定功率和操作温度范围等额定性能的规定，在规定范围内使用。

Use the varistor within its rated range of performance such as the maximum continuous operating voltage, withstanding surge current, maximum energy, impulse life, rated power and operating temperature range.

超出规定范围使用，则会造成压敏电阻器性能劣化，破坏元件，严重可引起压敏电阻器冒烟或起火。

If used outside the range, the varistor can be degrade and have element fracture, which may result in smoking and ignition.

1.2 为避免意外现象发生，请采用如下对策

To avoid accidents due to unexpected phenomena, take the following measures

1) 压敏电阻器受损时，可能出现破碎飞散，因此要对集成产品加保护盖或外盒。

In the event of fracture of the varistor, its pieces may scatter; hence, put the case or cover of the set product in place.

2) 请勿安装在可燃物品（塑料电线、树脂合成物等）附近。若无法避免，请使用不燃性保护外壳。

Do not install the varistor near combustible substances (polyvinyl chloride wires, resin moldings, etc.). If it's difficult to do, install a nonflammable cover.

3) 线间使用

Across-the-line use

在线间使用时，将保险丝与压敏电阻器串联。

When the varistor is used across a line, put a current fuse in series with the varistor.

4) 线-地间使用

Use between line to ground

a) 在线-地间使用时，压敏电阻器短路时会产生接地电阻，电流保险丝不会熔断，可能引起压敏电阻器外涂层树脂冒烟或起火。 If the case that the varistor is used between a line to the ground, the short circuit of the varistor may not blow the current fusebecause of grounding resistance, which may cause smoking and ignition of the varistors exterior resin.

为避免上述情况，请在电源端安装漏电断路器。如无漏电断路器，则需将电流保险丝与温度保险丝串联使用。

As the measure against it, install an earth leakage breaker on the power supply side of the varistor position. If no earth leakagebreaker is installed, use a thermal fuse together with a current fuse in series.

b) 在带电部件与金属部件之间使用压敏电阻器时，压敏电阻器短路时有触电危险，故请将金属部件接地或勿与人体接触。

If the case that the varistor is used between a live parts to metal case, an electric shock may develop at a shortcircuit of thevaristor; hence, ground the metal case to the ground or keep it from the human body.

使用注意事项

Application notes

2.1 注意下列事项，可能导致压敏电阻器寿命缩短或引发故障

Pay attention to the following items to avoid the shortened life and failure of the varistor.

1) 电路条件

Circuit conditions

a) 选定的压敏电阻器的电压最大值在最大连续工作电压值之上。

Select a varistor of which the maximum voltage including fluctuations in source voltage allows for the maximum permissible circuit voltage.

b) 短间隔性地施加浪涌时（施加抗干扰模拟试验电压时）不可超过压敏电阻器的额定功率。

In cases that surges are intermittently applied at short intervals (for example, in case that the voltage of the noise simulator test is implemented etc.),

2.2 使用环境

Operating environments

1) 压敏电阻器不可在室外使用。

The varistor is designed to be used indoors. Do not use it exposed outdoors.

2) 不可在阳光直射场所、发热源附近或温度超过使用温度范围的场所使用。

Do not use the varistor in places exposed to temperatures beyond the operating temperature range, such as places exposed to sunlight and vicinities of heating equipment.

3) 不可在淋雨、蒸汽、高湿度的场所使用。

Do not use the varistor in places exposed to high temperatures and high humidity, such as places exposed directly to rain, wind, dew condensation, and vapor.

4) 不可在粉尘或盐分较多的场所以及被腐蚀性气体污染的环境中使用。

Do not use the varistor in dusty and salty places and atmospheres polluted by corrosive gases.

2.3 加工条件

Processing conditions

1) 不可采用可能导致外涂层树脂劣化的溶剂（稀释剂、丙酮等）进行清洗。

Do not wash the varistor by such solvents (thinner, acetone, etc) as its exterior resin deteriorates.

2) 不可施加可能导致外涂层树脂或元件出现破损的冲击或撞击、压力。

Do not apply a strong vibration or shock (by falling, etc) to the varistor, cracking to its exterior resin and element may occur.

3) 将压敏电阻器进行树脂镀膜（含护膜塑模）时，不可使用可能导致压敏电阻器劣化的树脂。

When coating the varistor with resin (including molding), do not use such resin.

4) 压敏电阻器外涂层树脂附近的引线部位不可进行强烈折弯或施加外力。

Do not bend the varistor lead wires at the position close to its varistor exterior resin, or apply external force to the position.

5) 焊接时，请在如下条件下进行。且不可将构成压敏电阻器的焊接部位或绝缘材料熔化。

When soldering the varistor lead wires, follow the recommended conditions and do not melt the solder and insulating materials constituting the varistor.

焊接方式 Soldering method	推荐条件 Recommended condition	注意事项 Attention item
波峰焊 Flow soldering	260°C, 10 秒以内 260°C, within 10 sec	引线型不是回流焊对象产品 Lead wires type is not reflow soldering object part.
上述以外的条件下使用时，请用户端自行确认。 For use other than the above conditions, please the client to confirm. 仅限进行 1 次返工，烙铁温度 350°C 以下，时间控制在 5 秒以内。 Only 1 times rework, soldering iron temperature should not exceed 350°C and should not be applied for more than 5 Second.		

长期保管

Long-term storage

1) 压敏电阻器不可保存在高温、高湿场所。保存场所室温 40 °C 以下，湿度 75%RH 以下，保存期限为 1 年。

Do not store the varistor under high temperature and high humidity. Store it at a temperature up to 40 °C and at humidity below 75% RH, and use it within 1 year.

长期间保管（1 年以上）时，使用时请确认产品的可焊性。

Before using the varistor that has been stored for a long period (1 years or longer), confirm the solderability.

2) 不可保存在腐蚀性气体（硫化氢、亚硫酸、氯气、氨气等）环境中。

Avoid atmospheres full of corrosive gases (hydrogen sulfide, sulfurous acid, chlorine, ammonia, etc).

3) 保存场所避免阳光直射、结露等。

Avoid direct sunlight and dew condensation.

3 说明

Notices

用于可靠性要求极高的设备（航空航天设备、医疗设备等）时，请事先至本公司咨询使用型号和保护措施等相关事宜。

In cases that the varistor is used in equipment (aerospace equipment, medical equipment, etc) requiring extremely high reliability, ask us for a selection of part no., and protection coordination, etc in advance.

若未按照产品规格书记载事项进行操作，并由此导致出现异常时，本公司不负任何责任。

Note that we do not take any responsibility for faults and abnormalities resulting from the use not in conformity with the contents of entries in the delivery specification.

出现使用电路电压的异常上升、超高浪涌的侵入等不可预期因素时，可能导致压敏电阻器起火。为防止延烧到使用设备上，外部结构材料需使用阻燃材料进行多重保护。

There is a possibility that the varistor will unexpectedly cause smoke or ignite because of an abnormal rise of the circuit voltage and invasion of excessive surge. To prevent that accident from spreading over the equipment and not to expand the damage, use multiplex protection such as the adoption of flame-retardant materials for housing parts and structural parts.